

Modular Cooking Range Line thermaline 85 - Freestanding Electric AquaCooker+, 1/1GN, 1 Side, Backsplash

ITEM # _____

MODEL # _____

NAME # _____

SIS # _____

AIA # _____



588701
 (MBBDGBDDAO) Electric AquaCooker+, one-side operated
 with backplash, 1/1 GN

Short Form Specification

Item No. _____

Unit constructed according to DIN 18860_2 with 20 mm drop nose top and 70 mm recessed plinth. Internal frame for heavy duty sturdiness in stainless steel. 2 mm top in 1.4301 (AISI 304). Flat surface construction, easily cleanable. THERMODUL connection system enables seamless worktop when units are connected and avoids soil penetrating. Multi-purpose cooking appliance combining low temperature cooking (sous-vide) and pasta cooker functions, it can also be used as a bain marie. Water basin in 1.4435 (AISI 316L) stainless steel, seamlessly welded into the top of the appliance. Automatic two-speed constant water level re-fill for smooth overnight cooking. Precise water temperature control to grant stability during low temperature cooking cycles. Compressed warm up time thanks the powerful heating elements. Safety systems and automatic low-water level shut-off protect against overheating. All-round basin raised edges to protect against soil infiltration. Standby function saves energy and quickly recovers maximum power. Metal knobs and handles with embedded hygienic silicon "soft" grip enable easier handling and cleaning.

IPX5 water resistance certification.

Configuration: Freestanding, one-side operated with backplash

Main Features

- Multi-purpose cooking appliance combining low temperature cooking (sous-vide) and pasta cooker functions, it can also be used as a bain marie. Precise electronic temperature control.
- Metal knobs with embedded hygienic "soft-touch" grip for easier handling and cleaning. The special design of the controls prevents infiltration of liquids or soil into vital components.
- THERMODUL connection system creates a seamless work top when units are connected to each other thus avoiding soil penetrating vital components and facilitating the removal of units in case of replacement or service.
- Easy to clean basin with rounded corners.
- Raised edge all around the well to protect from infiltration of dirt from worktop.
- Filling water level is plate-marked on the side of the well.
- Automatic two-speed water refill regulated by water level sensor at maxim or minimum volume.
- Constant water level refill.
- Automatic low-water level shut-off: no accidental over-heating.
- Water temperature controlled by electronic sensor and can be selected as either temperature or power levels.
- Safety systems protect against overtemperature and can be manually reset.

Construction

- 2 mm top in 1.4301 (AISI 304).
- Unit constructed according to DIN 18860_2 with 20 mm drop nose top and 70 mm recessed plinth.
- Flat surface construction with minimal hidden areas to easily clean all surfaces
- Water basin in 1.4435 (AISI 316L) stainless steel is seamlessly welded into the top of the appliance.
- Internal frame for heavy duty sturdiness in stainless steel.
- IPX5 water resistance certification.

Sustainability



- Standby function for energy saving and fast recovery of maximum power.

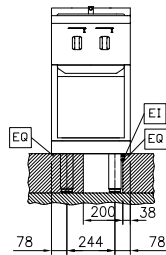
Optional Accessories

- Connecting rail kit for appliances with backplash, 850mm PNC 912498 ☐
- Portioning shelf, 400mm width PNC 912522 ☐
- Portioning shelf, 400mm width PNC 912552 ☐
- Folding shelf, 300x850mm PNC 912579 ☐
- Folding shelf, 400x850mm PNC 912580 ☐
- Fixed side shelf, 200x850mm PNC 912586 ☐
- Fixed side shelf, 300x850mm PNC 912587 ☐
- Fixed side shelf, 400x850mm PNC 912588 ☐
- Stainless steel front kicking strip, 400mm width PNC 912630 ☐

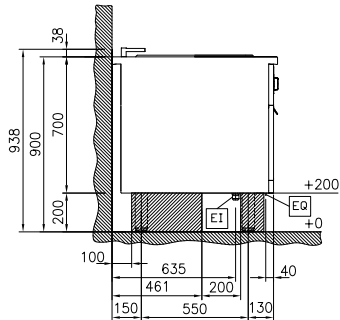
APPROVAL: _____

- Stainless steel side kicking strip left and right, wall mounted, 850mm width PNC 912659 ☐
- Stainless steel side kicking strip left and right, back-to-back, 1700mm width PNC 912662 ☐
- Stainless steel plinth, against wall, 400mm width PNC 912878 ☐
- Stainless steel side panel, 850x700mm, right side, against wall PNC 913003 ☐
- Stainless steel side panel, 850x700mm, left side, against wall PNC 913004 ☐
- Back panel, 400x700mm, for units with backsplash PNC 913009 ☐
- 2 half size baskets for aquacooker 1/1 GN PNC 913037 ☐
- Endrail kit, flush-fitting, with backsplash, left PNC 913115 ☐
- Endrail kit, flush-fitting, with backsplash, right PNC 913116 ☐
- Lid for aquacooker 1/1 GN and bain marie 1/1 GN PNC 913139 ☐
- Endrail kit (12.5mm) for thermaline 85 units with backsplash, left PNC 913206 ☐
- Endrail kit (12.5mm) for thermaline 85 units with backsplash, right PNC 913207 ☐
- U-clamping rail for back-to-back installations with backsplash (to be ordered as S-code) PNC 913226 ☐
- Insert profile, d=850mm PNC 913231 ☐
- Energy optimizer kit 14A - factory fitted PNC 913244 ☐
- Side reinforced panel only in combination with side shelf, for against the wall installations, right PNC 913261 ☐
- Side reinforced panel only in combination with side shelf, for against the wall installations, left PNC 913262 ☐
- Stainless steel lower side panel (12,5mm), 850x300mm, left side, wall mounted PNC 913641 ☐
- Stainless steel lower side panel (12,5mm), 850x300mm, right side, wall mounted PNC 913642 ☐
- Filter W=400mm PNC 913663 ☐
- Stainless steel dividing panel, 850x700mm, (it should only be used between Electrolux Professional thermaline Modular 85 and thermaline C85) PNC 913670 ☐
- False bottom for Aquacooker 1/1GN PNC 913680 ☐
- Stainless steel side panel, 850x700mm, flush-fitting (it should only be used against the wall, against a niche and in between Electrolux Professional thermaline and ProThermetic appliances and external appliances - provided that these have at least the same dimensions) PNC 913686 ☐

Front

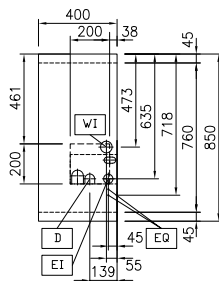


Side



D = Drain
 DO = Overflow drain pipe
 EI = Electrical inlet (power)
 EQ = Equipotential screw
 WI = Water inlet

Top



Electric

Supply voltage: 400 V/3N ph/50/60 Hz
 Total Watts: 7.5 kW

Water:

Incoming Cold/hot Water line size: 3/4"
 Drain line size: 1"

Key Information:

Number of wells: 1
 Usable well dimensions (width): 308 mm
 Usable well dimensions (height): 205 mm
 Usable well dimensions (depth): 510 mm
 Well capacity: 5 lt MIN; 21 lt MAX
 Thermostat Range: 40 °C MIN; 90 °C MAX
 External dimensions, Width: 400 mm
 External dimensions, Depth: 850 mm
 External dimensions, Height: 700 mm
 Net weight: 68 kg
 Configuration: On Base; One-Side Operated

Sustainability

Current consumption: 10.8 Amps